

# JVC




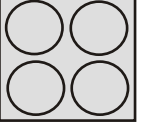




## RK-C60BLGUK/RK-C600BL LCD FLOOR STAND

ASSEMBLY INSTRUCTIONS  
(TO BE RETAINED BY CUSTOMER)


### IMPORTANT NOTES

- THIS STAND MUST BE USED ONLY WITH THE FOLLOWING JVC TV'S  
LT-26C31, LT-26C50, LT-26D50, LT-32C31, LT-32C50, LT-32D50
- DO NOT USE ANY SCREWS OTHER THAN THOSE PROVIDED
- DO NOT USE SOLVENTS FOR CLEANING THIS STAND. USE A DAMP CLOTH TO REMOVE ANY HANDLING OR PACKAGING MARKS
- DO NOT ATTEMPT TO MOVE THE ASSEMBLY WITH TV ATTACHED AS THIS MAY RESULT IN PERSONAL INJURY AND OR DAMAGE TO YOUR EQUIPMENT.

AEM4229-001A-U

<b>A</b>		<b>x 6</b>	<b>E</b>		<b>x 4</b>
<b>B</b>		<b>x 6</b>	<b>F</b>		<b>x 4</b>
<b>C</b>		<b>x 4</b>	<b>G</b>		<b>x 4</b>
<b>D</b>		<b>x 3</b>			<b>x 1</b>

Also Required

 **K x 1**

**1**

**2**

**3**

